












# 4 Lg Carts

# PW300

BOX #	Quantity	Name/Description/Dimension		Pictures
PW001	4	Red Or Grey Plastic Divided ~24 Spaces 22" x 17.5" x 5"h		
PW002	1	Clear Plastic (Frosted) Lid 12.5" x 17.5" x 3"h		
PW003	7	Blade Box ~Cardboard ~Min. 75 Spaces 18.5" x 12.5" x 3"h		
PW005	2	Grey, Metal Loaf Pans 9" x 6" x 3" High		
PW006	1	HC Shaft Wooden 8" x 6" x 6"High		






# 4 Lg Carts

# PW300

PW007	1	<p>PW500 Tie Shaft          PW307/308 Speed Probe          ~Tube          ~White Plastic          5" Diamter x 24" long</p>		
PW008	2	<p>Tie Shaft Comp Rotor          ~Wooden          14" x 14" x 6.5"h</p>		
PW009	1	<p>Wooden Box          NO MARKINGS          With Insert          14" x 14" x 4"h</p>		
PW010	3	<p>Grey, Plastic          *No Dividers          11" x 16.5" x 5"High</p>		
PW011	2	<p>Wooden Boxes          NO MARKINGS          With Insert          16" x 16" x 11"h</p>		

# 4 Lg Carts





# PW300

PW012	2	Plastic Container Yellow Lid 10" Diamter x 8"h		
PW013	3	300 Fan Blade Plastic Box with Dividers 12 Compartments 24.25" x 22.25" x 7.5"h		
PW014	1	Fan Hub Only Wooden with Foam Insert 19" x 19" x 10"		
PW054	1	Exhaust Case Support  2"H X 6"L X 27"L  W/2 2" X 6" cross pieces		
PW079	1	Low Turbine Shaft With Insert Wooden 17.75" x 17.75" x 4.75"h		



# 4 Lg Carts

# PW300

PW019	1	PW305 Fan Shaft Wooden Insert 54" x 6" x 6.5"h		
PW020	1	PW300 Impeller Blue Plastic UPC 2285 20.5" x 20.5" x 10.5"h		
PW037	1	PW300 1st Stg HP Turbine Disk Assy UPC 2258 20" x 20" x 10.5"h  <b>REPAIR ONLY</b>		
PW021	1	PW300 3rd Stg Disc UPC 2248 20" x 20" x 6.5"h  <b>OVERHAUL ONLY</b>		
PW038	1	PW300 2nd Stg HP Turbine Disk Assy UPC 2261 20" x 20" x 6.5"h  <b>REPAIR ONLY</b>		











# 4 Lg Carts

# PW300

PW022	1	<p>PW300 4th Stg Disc UPC 2250 20" x 20" x 6.5"h</p> <p><b>OVERHAUL ONLY</b></p>		
PW023	1	<p>PW300 5th Stg Disc UPC 2246 20" x 20" x 6.5"h</p> <p><b>OVERHAUL ONLY</b></p>		
PW024	1	<p>2nd Stg Shroud Set Wooden 10" x 10.25" x 4"h</p>		
PW025	1	<p>1st Stg Shroud Set Wooden 9" x 9" x 7"h</p>		
PW026	1	<p>HPT Cover Plate 305/26 Wooden 14" x 14" x 4.5"h</p>		
PW027	5	<p>Infinite Divider System (IDS) *Clear Plastic *Internal Dividers 13.5" x 9" x 2"High</p>		

# 4 Lg Carts









# PW300

PW028	1	Impeller Shaft Wooden 15" x 8" x 7.5"h		
PW029	1	Fan Hub Wooden 14" x 14" x 7.5"		
PW030	1	2/3 Comp Stator 305/27 Wooden Hinged Lid 16" x 10.5" x 6.5"h		
ONLY REQUIRED FOR PW305 ENGINES				
PW031	1	AC Generator "Magnetic" Hinged Lid 13" x 13" x 4"h		
PW032	1	Bearing Box Hinged Lid 20" x 20" x 3.5"h NO MARKINGS With Dowel Inserts  Use wooden if out of plastic		



# 4 Lg Carts

# PW300

PW034	1	Drum Rotor Wooden 14" x 14" x 10"h		
PW041	1	~Wooden ~Dowel Insert 33.5" x 33.5" x 10.5"h		
PW042	2	Blue Tub with foam 20" x 20" x 6.5"h		
PW089	1	Compressor Tub 22,3/8 X 17 1/2 X 10 Divided with 12 slots		
PW039	1	LP SHAFT 61' X 15" X 14"	